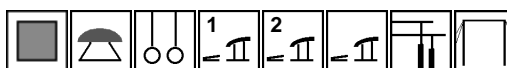


Gymnastique artistique masculine

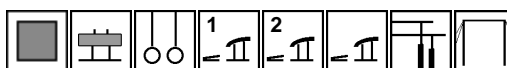
Programme Préparatoire



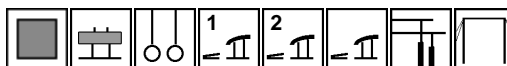
1	DE ALMEIDA COSTA Michaël	FSG Chêne	1997	1.10 9.70	1.00 10.50	1.10 9.70	1.80 11.40	1.70 11.00	11.20	1.10 9.60	1.10 10.50	61.20
2	FRICK Melchior	GASF	1998	1.10 10.10	1.00 9.20	1.10 9.40	1.80 10.70	1.80 10.70	10.70	1.20 10.45	1.10 10.10	59.95
3	MEYLAN Valentin	Aigle-Alliance	1997	1.10 9.50	1.00 10.00	1.10 8.30	2.20 10.70	2.20 10.40	10.55	1.10 10.05	1.10 9.95	58.35
4	ZRYD Stéphane	Aigle-Alliance	1996	1.10 9.80	0.90 9.50	1.10 8.50	1.80 10.50	1.80 10.40	10.45	1.10 10.10	1.10 9.60	57.95
5	MATILE Guillermo	EGAG	1998	1.10 9.80	1.00 10.20	1.10 9.10	1.80 10.40	1.80 10.50	10.45	1.00 8.50	1.00 9.80	57.85
6	CALINDI Srinivas	EGAG	1998	1.10 9.50	1.00 8.90	1.10 9.50	1.80 9.40	1.80 9.30	9.35	1.10 9.20	1.10 9.70	56.15
7	CHAMBAZ Vincent	Nyon	1997	1.10 8.50	1.00 9.70	1.00 9.00	1.40 10.20	1.40 10.20	10.20	1.10 9.10	1.00 9.50	56.00
8	ROHRBACH Max	FSG Chêne	1997	1.00 8.40	1.00 9.00	1.10 8.50	1.70 10.40	1.40 10.00	10.20	1.10 8.65	1.10 10.00	54.75
9	BOVY Frank	EGAG	1998	1.00 8.20	1.00 9.00	1.00 7.50	1.80 9.90	2.20 11.00	10.45	1.00 8.70	1.00 9.65	53.50
10	KLÄY Yves	Gurmels	1997	1.10 7.00	1.00 10.30	1.00 7.80	1.70 10.40	1.40 10.00	10.20	1.10 7.90	1.00 9.80	53.00
11	LEUENBERGER Yann	EGAG	1998	1.00 8.60	1.00 10.20	1.10 8.00	1.80 9.30	1.40 9.20	9.25	1.00 8.00	1.00 8.70	52.75
12	LAVENEX Dylan	Yverdon	1999	1.00 7.70	1.00 9.20	1.00 7.10	1.80 10.00	1.80 9.90	9.95	1.10 8.60	1.00 9.90	52.45
13	HAYMOZ Adrian	Wünnewil	1997	1.10 7.30	0.80 7.20	1.10 9.00	1.80 10.10	1.80 10.10	10.10	1.10 9.00	1.00 9.70	52.30
14	THARIN Michaël	FSG Le Locle	1998	1.00 7.00	1.00 8.70	1.00 7.60	1.40 9.60	1.80 10.20	9.90	1.10 8.80	1.10 9.85	51.85
15	BRÜHLMANN Mathias	Vallée de Joux	1997	1.00 7.90	1.00 8.50	1.10 8.20	1.40 9.90	1.40 9.70	9.80	1.00 7.90	1.00 9.45	51.75
16	SCHALLER Dario	Wünnewil	1997	1.10 8.20	1.00 8.10	1.00 7.20	2.10 10.40	1.80 9.70	10.05	1.10 8.30	1.00 9.70	51.55
17	EMMENEGER Alec	Rolle	1998	1.00 6.50	0.90 8.80	1.00 7.80	1.40 9.50	1.40 9.90	9.70	1.00 8.70	1.00 9.80	51.30
18	STETTLER Ciril	Gurmels	1997	1.10 7.60	1.00 9.00	1.00 7.50	1.40 8.70	1.40 9.20	8.95	1.10 8.90	1.00 9.30	51.25
19	BORGSTEDT Maxime	GASF	1997	1.00 7.60	1.00 10.00	1.00 7.50	1.70 9.70	1.70 10.10	9.90	1.00 7.00	1.00 9.15	51.15
20	CIPRI Robin	Wünnewil	1998	1.00 7.30	1.00 8.50	1.10 7.40	1.40 9.60	1.40 10.10	9.85	1.00 8.40	0.90 8.60	50.05
21	HOULMANN Gildas	Yverdon	1999	1.00 7.20	1.00 7.70	1.10 7.20	1.40 8.90	1.40 9.10	9.00	1.10 8.10	1.00 9.40	48.60
22	BROVINIUS Lucas	Gurmels	1996	1.10 7.40	1.00 7.40	1.10 7.50	1.70 9.90	1.40 7.60	8.75	1.10 7.70	1.10 9.80	48.55
23	DEUBER Jean-Marc	Gurmels	1997	1.10 7.30	0.50 5.50	1.00 7.10	1.40 9.30	1.40 10.10	9.70	1.00 8.90	1.10 9.90	48.40
24	GRANDIN Sylvain	Montreux	1999	1.10 7.60	1.00 7.10	1.10 6.70	1.40 9.60	1.40 9.90	9.75	0.90 7.30	1.10 9.40	47.85
25	KOLB Arnaud	Chernex	1997	1.00 7.30	1.00 8.80	1.10 5.70	1.70 8.60	1.70 9.30	8.95	1.10 7.90	1.10 9.10	47.75
26	EGGER Adrian	Gurmels	1996	1.10 5.50	1.00 9.70	1.10 6.80	1.40 9.30	1.40 8.70	9.00	1.10 7.10	1.00 9.50	47.60
27	GENOUD Thomas	Chernex	1997	1.00 7.70	0.70 7.00	1.00 5.40	1.40 9.50	1.40 10.00	9.75	1.00 8.30	1.00 8.80	46.95
28	STREIT Noah	Wünnewil	1996	1.10 6.30	1.00 8.20	1.10 5.30	1.80 9.80	2.20 9.80	9.80	1.10 6.40	1.00 9.30	45.30
29	MEMMI Davide	Montreux	1998	1.00 6.40	1.00 5.80	1.10 5.50	1.40 9.90	1.70 10.30	10.10	1.00 7.60	1.00 8.15	43.55
30	BELLWALD Théodore	Aigle-Alliance	1998	1.00 5.50	0.90 7.30	1.00 5.00	1.80 8.90	1.80 8.90	8.90	1.00 7.00	0.80 7.90	41.60
31	BERSET Anthony	Montreux	1998	0.90 6.50	0.90 6.80	1.00 4.00	1.70 9.70	1.70 9.70	9.70	0.90 7.30	0.70 6.20	40.50
32	FASEL Michael	Wünnewil	1998	1.00 7.00	1.00 6.20	1.00 4.00	1.40 8.80	1.40 8.60	8.70	0.90 6.50	0.80 7.50	39.90
33	CHAUMONT Joey	Aigle-Alliance	1997	1.00 8.70	0.70 7.50		1.80 10.20	1.80 11.00	10.60		0.00 0.00	26.80

Gymnastique artistique masculine

Programme 1



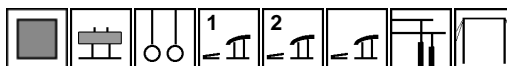
			1.00	1.00	1.60	2.20	2.20		1.10	1.00		
1	BORGSTEDT Benoît	GASF	1995	8.90	10.50	9.10	9.30	9.90	9.60	10.20	10.30	58.60
2	BONNY Quentin	Vallée de Joux	1996	1.20	1.00	1.40	2.20	2.20		1.00	1.00	
				8.80	9.90	9.50	9.30	9.50	9.40	8.80	10.30	56.70
3	BOSSON Jérémie	Yverdon	1997	1.20	1.10	1.70	2.20	2.20		1.30	1.00	
				9.00	9.40	9.00	9.80	9.40	9.60	9.70	9.25	55.95
4	AMAGJEKAJ MERIT	Aigle-Alliance	1995	1.40	1.10	1.20	1.70	1.40		1.30	1.40	
				8.50	9.40	7.50	9.90	9.30	9.60	9.50	9.70	54.20
5	DUFAUX Damien	Chernex	1995	1.00	1.00	1.10	1.70	1.70		1.00	1.10	
				8.80	8.80	7.40	10.40	10.30	10.35	8.40	9.85	53.60
6	SCHORDERET Fabrice	GASF	1996	1.00	1.00	1.00	1.70	1.70		0.80	1.10	
				7.80	9.30	8.90	9.20	9.30	9.25	6.90	10.05	52.20
7	RE Dimitri	Aigle-Alliance	1996	1.00	1.10	1.00	1.40	1.80		0.90	1.00	
				8.10	10.30	6.80	9.40	8.90	9.15	8.60	9.15	52.10
8	BRANDT Xavier	FSG Le Locle	1997	1.00	1.00	1.60	1.40	1.40		1.00	1.00	
				8.00	9.50	8.10	8.60	8.90	8.75	8.40	9.10	51.85
9	LOOTEN Erik	Vallée de Joux	1996	1.00	1.10	1.00	1.70	1.70		0.70	1.00	
				8.10	10.10	7.50	9.20	9.60	9.40	7.40	8.80	51.30
10	MANTUANO Luca	Serrières	1995	1.00	1.00	1.50	1.80	1.40		0.90	1.10	
				8.60	10.00	7.50	8.00	9.10	8.55	6.50	10.00	51.15
11	LEUENBERGER Marc	EGAG	1995	1.00	1.00	1.00	1.70	1.40		0.90	1.00	
				9.20	9.60	5.50	9.50	8.60	9.05	7.90	9.20	50.45
12	RAMSEYER Joël	Serrières	1997	1.00	1.10	1.10	1.70	1.40		0.90	1.00	
				8.50	10.10	5.90	8.90	7.40	8.15	8.60	8.80	50.05
13	GRANDIN Julien	Montreux	1996	1.00	1.10	1.50	1.40	1.40		0.70	1.00	
				8.10	9.80	6.80	8.50	8.50	8.50	7.80	8.50	49.50
14	RAEMY Damien	Wünnewil	1994	1.00	1.10	1.40	2.20	2.20		0.90	1.00	
				7.50	9.50	5.90	8.50	9.70	9.10	8.50	8.60	49.10
15	PAILLEX Matthieu	Montreux	1997	1.00	1.10	1.00	1.40	1.70		0.90	1.10	
				7.90	9.50	5.90	8.50	8.00	8.25	7.70	9.70	48.95
16	MAZZOLA Davide	Serrières	1999	1.00	1.10	1.40	1.40	1.40		0.80	1.00	
				7.60	9.70	7.00	8.40	8.40	8.40	7.90	8.20	48.80
17	VOGT Sébastien	Aigle-Alliance	1994	1.00	1.10	1.00	1.40	1.70		0.80	1.10	
				8.30	10.00	5.20	9.00	10.00	9.50	7.50	8.20	48.70
18	GRUAZ Loïc	Montreux	1995	1.60	0.90	1.00	1.40	1.40		1.00	1.00	
				8.30	9.40	5.70	7.20	8.60	7.90	8.30	9.00	48.60
19	SALVI Loric	Serrières	1997	1.00	1.10	1.00	1.70	1.40		0.60	1.00	
				7.90	10.10	5.40	8.40	7.80	8.10	7.30	8.60	47.40
20	GUIOT Yoann	Yverdon	1996	1.00	1.00	1.00	2.20	2.20		0.80	1.00	
				8.10	9.90	5.70	8.50	7.90	8.20	7.40	8.00	47.30
21	FERNANDEZ Jezekael	Nyon	1996	1.00	1.00	1.00	1.40	1.40		0.70	1.00	
				8.00	8.30	7.00	7.90	7.80	7.85	7.90	8.00	47.05
22	MEYLAN Ludovic	Chernex	1995	1.00	1.10	1.10	1.70	1.70		0.80	1.00	
				6.20	10.30	5.50	8.90	8.60	8.75	7.10	8.50	46.35
23	MOSER Manuel	Wünnewil	1992	1.00	1.00	1.10	1.40	1.40		0.90	1.00	
				7.40	8.50	5.60	6.50	8.50	7.50	7.10	9.60	45.70
24	ALENSPACH Luca	Yverdon	1996	1.00	1.00	1.00	1.40	1.70		0.80	1.00	
				8.50	8.70	5.50	7.20	8.50	7.85	7.10	8.00	45.65
25	BRANDT Jérôme	EGAG	1996	1.00	0.90	1.50	1.40	1.40		0.70	1.00	
				7.80	8.00	6.80	6.60	7.40	7.00	7.40	8.40	45.40
26	MAILHOT Maxime	EGAG	1996	1.00	0.90	1.50	1.70	1.70		0.60	1.00	
				7.80	8.50	6.10	8.10	8.10	8.10	6.40	6.70	43.60
27	BELLWALD Oliver	Aigle-Alliance	1995	1.00	0.90	1.00	1.40	1.40		0.60	0.80	
				8.30	7.50	6.00	8.80	7.50	8.15	7.20	6.30	43.45
28	ROMANO Lucas	Serrières	1998	1.00	1.10	1.10	1.40	1.70		0.80	1.00	
				7.60	9.70	4.70	7.00	7.40	7.20	6.20	7.00	42.40
29	BIELMANN Cedric	Wünnewil	1996	1.00	0.90	1.00	1.80	1.80		0.70	1.00	
				7.10	8.40	5.20	8.10	7.60	7.85	6.70	7.00	42.25
30	SUMMERFIELD Leonard	Gurmels	1995	1.00	0.90	1.00	1.40	1.70		0.70	1.10	
				5.90	8.20	5.70	7.90	6.90	7.40	6.20	8.40	41.80
31	CATHREIN Laurent	EGAG	1996	1.00	1.00	1.00	1.40	1.70		0.70	1.10	
				7.50	8.50	3.00	7.40	7.60	7.50	6.70	7.30	40.50
32	SCHAFFER Sven	Wünnewil	1996	1.00	1.00	1.00	1.40	1.70		0.60	1.00	
				6.00	9.10	4.30	3.90	7.30	5.60	6.90	7.60	39.50

Gymnastique artistique masculine
Programme 2

			1.50	1.00	1.40	1.40	1.40		1.40	1.10	
1 CERUTTI Navin	Vallée de Joux	1996	9.70	9.30	9.60	10.00	9.50	9.75	9.60	9.90	57.85
2 RAMSEYER Sylvain	Serrières	1994	1.20 8.10	1.10 8.80	1.30 9.10	2.20 10.20	2.20 11.30	10.75	1.00 6.40	1.00 10.10	53.25
3 DUBOIS Thibaud	Vallée de Joux	1995	1.10 7.30	1.00 7.00	1.10 8.10	1.70 10.60	1.70 10.90	10.75	1.00 7.40	1.00 9.85	50.40
4 LOOTEN Alexandre	Vallée de Joux	1993	0.90 6.10	1.10 8.10	1.00 7.80	1.70 9.90	1.70 9.80	9.85	0.90 7.60	1.10 9.10	48.55
5 DARDEL Loan	Serrières	1996	1.10 6.90	1.10 8.30	1.00 6.50	2.60 11.10	2.60 11.70	11.40	1.00 5.80	1.00 9.00	47.90
6 PELLET Robin	Yverdon	1995	1.00 5.70	1.00 6.40	1.30 7.80	1.70 9.40	1.70 10.00	9.70	1.00 8.50	1.30 9.20	47.30
7 BURKHARD Kenny	Serrières	1995	1.00 5.40	1.10 7.90	1.00 6.40	2.20 9.90	2.20 9.50	9.70	1.00 6.30	1.10 9.30	45.00
8 RUTZ Adriano	EGAG	1994	0.70 4.60	1.00 7.00	1.30 7.60	1.70 10.20	1.70 10.10	10.15	1.10 6.70	1.10 7.90	43.95
9 ROCHAT Jordan	Vallée de Joux	1994	0.80 5.50	1.00 6.00	1.10 8.30	1.40 8.00	1.40 7.90	7.95	1.00 6.30	1.00 9.35	43.40
10 SCHAFER Philipp	Wünnewil	1994	1.00 4.90	1.10 7.00	0.80 6.10	1.40 8.10	1.40 8.10	8.10	0.90 6.20	1.00 9.00	41.30
11 PERRIARD Benjamin	GASF	1994	0.80 4.30	1.10 6.10	1.10 7.30	1.80 9.40	1.70 10.10	9.75	0.80 5.50	1.00 7.50	40.45
12 MÜLHAUSER Oliver	Wünnewil	1994	0.60 4.60	0.80 5.50	0.70 6.00	1.70 8.20	1.70 8.10	8.15	1.00 4.90	1.20 8.50	37.65
13 SOMMER Florian	Gurmels	1992	0.60 4.40	1.00 3.60	0.80 5.90	1.70 9.10	1.40 9.20	9.15	0.90 6.30	1.00 7.20	36.55
14 MODOUX Michaël	EGAG	1993	1.00 5.60	1.00 4.00	1.00 6.40	1.70 9.90	1.70 10.10	10.00	0.80 5.40	1.00 5.00	36.40

Gymnastique artistique masculine

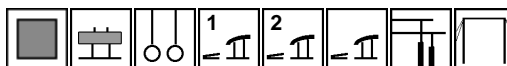
Programme 3



			1.10	1.00	0.90	2.10	1.70		1.30	1.00		
1	MULHAUSER Nicolaoas	Wünnewil	1994	8.20	7.70	9.20	10.70	9.80	10.25	9.60	8.90	53.85
2	BÖSIGER Nathan	Serrières	1995	1.00	1.00	1.10	1.80	1.80		1.00	1.00	
				7.20	9.50	8.30	8.10	9.00	8.55	7.60	8.60	49.75
3	SCHORDERET Alexandre	GASF	1992	1.00	1.00	0.80	1.70	1.70		1.00	1.00	
				8.60	8.40	7.50	10.10	9.50	9.80	5.50	8.30	48.10
4	DEMARTINI David	Montreux	1994	1.00	0.90	0.60	2.20	1.40		1.10	1.00	
				8.00	7.80	4.90	10.80	9.80	10.30	6.90	9.00	46.90
5	DALLOSHI Betim	Rolle	1992	1.40	1.00	1.00	1.70	1.40		0.70	0.80	
				8.10	7.00	8.50	10.70	10.10	10.40	5.90	5.20	45.10
6	DESCHENAUX Gaëtan	GASF	1993	0.90	1.00	0.70	2.10	1.70		0.90	1.10	
				7.40	7.00	5.70	11.00	9.60	10.30	6.20	8.30	44.90
7	ROSATI Valentin	Yverdon	1992	1.00	0.80	1.10	1.80	1.80		1.00	1.00	
				5.40	6.10	5.60	10.30	9.40	9.85	5.40	8.60	40.95
8	KAUFMANN Sven	Nyon	1993	0.90	0.80	0.70	1.40	1.70		0.90	0.90	
				5.30	5.40	6.10	9.80	9.80	9.80	5.10	7.50	39.20
9	JAGGI Victor	Aigle-Alliance	1992	0.70	0.70	0.70	1.40	1.40		0.70	1.10	
				6.10	5.20	5.60	9.30	9.20	9.25	4.80	7.30	38.25
10	HILTMANN Gilles	Aigle-Alliance	1992	0.80	0.90	0.70	1.40	1.40		0.70	1.00	
				5.70	5.10	5.20	9.10	9.00	9.05	5.40	6.30	36.75
11	TSCHARNER Nico	Aigle-Alliance	1992	0.60	0.80	0.80	1.70	0.00		0.70	0.90	
				6.10	4.80	3.10	9.90	0.00	4.95	4.90	4.30	28.15
12	RYSER Kevin	St-Prex	1993		1.00	0.60				0.90	0.90	
					5.30	6.30				6.40	6.75	24.75

Gymnastique artistique masculine

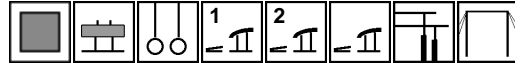
Programme 4



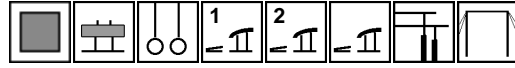
			0.90	1.00	1.00	1.40	1.40		0.90	1.00		
1	PIAGET Jeremy	Yverdon	1990	6.90	9.10	10.00	9.70	9.00	9.35	7.90	9.90	53.15
2	PACCAUD Benjamin	Morges	1991	0.80	1.00	1.00	1.40	1.40		1.10	1.00	
				8.00	7.70	8.90	9.20	10.30	9.75	9.30	7.70	51.35
3	VOROBYOV Vassili	EGAG	1990	1.00	0.90	1.20	1.40	1.40		1.00	0.90	
				7.60	6.30	9.30	10.10	10.20	10.15	7.90	9.60	50.85
4	DELAY Justin	Yverdon	1991	1.20	1.00	1.00	1.40	1.40		1.00	1.00	
				8.60	8.40	7.40	10.60	10.20	10.40	6.80	8.80	50.40
5	JOST Arno	Wünnewil	1988	1.00	1.00	1.00	1.70	0.00		1.00	0.90	
				7.00	7.10	7.90	15.00	0.00	7.50	9.10	7.40	46.00
6	LERESCHE Christophe	Yverdon	1992	1.00	0.90	0.80	1.40	1.40		1.00	1.00	
				8.40	6.70	6.30	9.60	10.10	9.85	8.10	5.70	45.05
7	PELLET Jonathan	Yverdon	1991	0.60	0.90	1.10	1.40	1.70		0.80	1.00	
				5.00	5.70	7.30	9.10	10.50	9.80	7.10	8.90	43.80
8	CUEREL Guillaume	Yverdon	1991	0.90	0.80	0.90	1.40	1.70		1.00	0.60	
				7.20	4.90	6.20	9.90	9.00	9.45	7.50	5.30	40.55
9	GIRARDIN	Serrières	1989	0.90	1.10	0.90	1.40	1.40		0.90	0.70	
				6.10	7.00	7.60	0.00	9.30	4.65	8.30	6.40	40.05
10	HUTTER Léonard	EGAG	1992	0.90	1.00	0.90	1.40	1.40		0.80	0.70	
				6.70	5.70	4.90	9.80	9.90	9.85	7.00	5.70	39.85
11	BURKHARD Alan	Serrières	1992	0.90	1.00	0.80	1.40	1.40		0.80	0.90	
				6.10	8.10	5.60	0.00	10.40	5.20	7.80	6.10	38.90
12	SCHADER Yannick	Serrières	1991	0.90	0.90	0.80	1.40	1.70		0.80	1.00	
				5.00	5.90	5.00	7.60	10.80	9.20	7.50	5.10	37.70
13	BONDALLAZ Moé	EGAG	1991	1.20	0.80	1.20	0.00	0.00		0.80	0.90	
				8.10	3.60	8.60	0.00	0.00	0.00	7.80	6.40	34.50

Gymnastique artistique masculine

Programme 5



			4.20	2.00	2.00	5.50		3.00	1.30		
1	BIDLINGMEYER Damien	Rolle	1987	12.20	8.30	10.50	14.30	14.30	10.50	9.00	64.80
				3.80	3.70	1.30	5.00		3.50	2.10	
2	BURKHARD Steven	Serrières	1989	11.10	8.40	9.00	14.20	14.20	11.10	9.90	63.70
				3.60	1.60	2.00	5.00		2.10	1.50	
3	D'ADDARIO Axel	Montreux	1990	12.50	7.60	10.30	13.80	13.80	9.80	9.20	63.20
				0.00	1.60	2.20	5.00		2.50	0.00	
4	OHNMACHT Patrick	Montreux	1990	0.00	8.20	10.60	14.10	14.10	10.50	0.00	43.40

Gymnastique artistique masculine
Programme 6

1 DETRAZ Stéphane

Morges

1987	4.70	2.70	3.60	6.20		4.60	3.70	
	13.30	4.70	11.20	15.40		15.40	12.20	10.70
								67.50